



FINANCIAL SERVICES



# ASBK RESULTS

## AUSTRALIAN SUPERBIKE CHAMPIONSHIP

### Race 2

Date: 29/02/20  
Event: R07  
Weather: Party cloudy - Temp: 19.C  
Track: Dry - Temp: 36.2C

Started at: 16:30:38  
Laps: 12  
Starters: 28  
Printed at: 17:22

### PROVISIONAL CLASSIFICATION

Pos	No	Gr	Name	Machine	Laps	Race Time	Behind Leader	Behind Prev	Fastest Lap	On Lap	Top Speed
1	47		Wayne MAXWELL (VIC) / Boost Mobile	Ducati V4R	12	18:42.496			1:32.677	2	301
2	65		Cru HALLIDAY (NSW) / Yamaha Racing Team	Yamaha YZF-R1	12	18:43.674	1.178	1.178	1:32.784	4	303
3	1		Mike JONES (QLD) / Desmosport Ducati	Ducati V4R	12	18:52.583	10.087	8.909	1:33.270	3	301
4	67		Bryan STARING (WA) / Kawasaki Motors Australia / Landscapesupplies.com.au	Kawasaki ZX10R	12	18:52.629	10.133	.046	1:33.418	2	301
5	17		Troy HERFOSS (QLD) / Penrite Honda Racing / Elite Roads / Michelin	Honda CBR RR	12	18:52.671	10.175	.042	1:33.081	2	303
6	21		Josh WATERS (VIC)	Suzuki GSXRR	12	18:52.815	10.319	.144	1:33.423	2	300
7	25		Daniel FALZON (SA) / William Adams CAT / Energy Power CAT / Mainline Dyno / Yamaha	Yamaha YZF-R1	12	18:53.220	10.724	.405	1:33.144	6	307
8	12		Matt WALTERS (NSW) / Kawasaki Aust. / Rover Coaches / Pirelli / RST / AGV Helmets / Repsol Oil	Kawasaki ZX10RR	12	18:56.285	13.789	3.065	1:33.459	4	310
9	14		Glenn ALLERTON (NSW) / Maxima BMW / Nextgen BMW	BMW S RR	12	19:04.591	22.095	8.306	1:33.901	2	306
10	13		Jed METCHER (VIC) / Metcher M-sport / Valid Technologies / Ezprint / Platinum M-cycles	Suzuki GSXRR	12	19:04.641	22.145	.050	1:34.250	2	301
11	61		Arthur SISIS (SA) / Unitech Racing / Pinnacle Building & Construction	Suzuki GSXRR	12	19:04.771	22.275	.130	1:33.954	2	306
12	28		Aiden WAGNER (QLD) / Yamaha Racing Team	Yamaha YZF-R1	12	19:12.311	29.815	7.540	1:33.299	2	306
13	68		Glenn SCOTT (NSW) / Kawasaki Motors Australia / Landscapesupplies.com.au	Kawasaki ZX10R	12	19:20.350	37.854	8.039	1:35.577	11	303
14	41		Max CROKER (NSW) / Mat Mladin Racing / Yoshimura R&D / Suzuki / Suzuki Fin. / Suzuki Ins. / Ecstar	Suzuki GSXR	12	19:20.601	38.105	.251	1:35.507	2	303
15	34		Linden MAGEE (QLD) / LMR / Maxima Oils / AGV / TCX / Macna	BMW S RR	12	19:20.954	38.458	.353	1:35.450	4	295
16	33		Sloan FROST (NZ) / FILTA / Darby Capital / Suzuki / TSS Motorcycles	Suzuki GSXR	12	19:21.168	38.672	.214	1:35.329	9	298
17	86		Beau BEATON (NSW) / North Coast V-Twins / Racers Edge Performance / Craig McMartin Racing	Ducati V4R	12	19:28.695	46.199	7.527	1:35.617	2	303
18	62		Brendan McINTYRE (NSW) / Western M-c / Ric Pobjoy Racing / Motul / RK / EBC / Motoproducts / Suzuki	Suzuki GSXR	12	19:38.791	56.295	10.096	1:36.787	6	285
19	88		Giuseppe SCARCELLA (NSW) / Forcite Helmets	Ducati P-gale	12	19:48.325	1:05.829	9.534	1:37.968	4	292

Chief Timekeeper - Scott Laing

Clerk of Course - Tom Williams



**COMPUTIME RACE TIMING SYSTEMS PTY LTD**  
**www.computime.com.au**

E-mail: scott@computime.com.au / Ph: 0418 17 13 17





# ASBK RESULTS

## AUSTRALIAN SUPERBIKE CHAMPIONSHIP

### Race 2

Date: 29/02/20  
 Event: R07  
 Weather: Party cloudy - Temp: 19.C  
 Track: Dry - Temp: 36.2C

Started at: 16:30:38  
 Laps: 12  
 Starters: 28  
 Printed at: 17:22

### PROVISIONAL CLASSIFICATION

Pos	No	Gr	Name	Machine	Laps	Race Time	Behind Leader	Behind Prev	Fastest Lap	On Lap	Top Speed
20	24		Matthew TOOLEY (VIC) / Phillip Island Ride Days / West Sliders	Yamaha YZF-R1	12	19:51.083	1:08.587	2.758	1:38.020	5	280
21	217		Dean HASLER (NSW) / Beerwah Bikeworks / Pinot Noir Accommodation	BMW S RR	12	19:56.480	1:13.984	5.397	1:38.378	10	284
22	63		Dominic DE LEON (NSW) / AT1 Racing	Kawasaki ZX10R	12	19:56.733	1:14.237	.253	1:38.825	12	287
23	78		Nathan SPITERI (VIC) / Livson / RST / PTR / The Grinning Dingo	Suzuki GSXRR	12	19:57.230	1:14.734	.497	1:38.376	7	284
24	98		Evan BYLES (SA) / SA Motorcycles Kawasaki	Kawasaki ZX10R	12	19:57.679	1:15.183	.449	1:38.453	3	285
25	77		Adam SENIOR (WA) / Senior Engineering	Yamaha YZF-R1	12	20:09.797	1:27.301	12.118	1:39.445	12	278
26	38		Hamish McMURRAY (NSW) / Six Ways From Sunday / Dunlop	Kawasaki ZX10RR	11	19:00.829	1 Lap		1:42.365	7	268
27	37		Michael EDWARDS (QLD) / Northstar Yamaha / Yamaha Motor Aust. / AGV Helmets	Yamaha YZF-R1M	11	19:48.029	1 Lap	47.200	1:39.728	2	290
DNF	4		Josh HAYES (USA) / Addicted to Track / Mojo Yamaha	Yamaha YZF-R1	1	1:41.943	11 Laps		1:41.943	1	298


Fastest Lap was 1:32.677 by Wayne MAXWELL (VIC)

Current race lap record for SBK class - 1:31.881 by Michael JONES (QLD) on a Kawasaki ZX10R set on 24/02/19

\*\*\* Rider 28 (Aiden WAGNER (QLD)) - 10 second penalty imposed by Clerk of Course for jumped start \*\*\*

The results are provisional until the end of the time limit for protests and appeals.

  
 Chief Timekeeper - Scott Laing

  
 Clerk of Course - Tom Williams



**COMPUTIME RACE TIMING SYSTEMS PTY LTD**  
**www.computime.com.au**

E-mail: scott@computime.com.au / Ph: 0418 17 13 17





FINANCIAL SERVICES



# ASBK RESULTS AUSTRALIAN SUPERBIKE CHAMPIONSHIP

Date: 29/02/20  
Event: R07  
Weather: Party cloudy - Temp: 19.C  
Track: Dry - Temp: 36.2C

## Race 2

Started at: 16:30:38  
Laps: 12  
Starters: 28  
Printed at: 17:22

### PROVISIONAL LAP TIMES

No	Name	Lap 1	Lap 2	Lap 3	Lap 4	Lap 5	Lap 6	Lap 7	Lap 8	Lap 9	Lap 10	Lap 11	Lap 12
1	Mike JONES (QLD)	1:39.542	1:33.632	<b>1:33.270</b>	1:33.756	1:34.432	1:33.960	1:33.839	1:34.558	1:34.150	1:33.408	1:33.543	1:34.493
4	Josh HAYES (USA)	<b>1:41.943</b>											
12	Matt WALTERS (NSW)	1:40.590	1:33.811	1:34.093	<b>1:33.459</b>	1:33.584	1:33.750	1:33.762	1:34.835	1:34.117	1:34.204	1:34.617	1:35.463
13	Jed METCHER (VIC)	1:41.904	<b>1:34.250</b>	1:35.043	1:34.542	1:34.749	1:34.825	1:34.653	1:34.770	1:34.829	1:34.498	1:35.114	1:35.464
14	Glenn ALLERTON (NSW)	1:40.006	<b>1:33.901</b>	1:34.881	1:34.253	1:34.721	1:35.121	1:35.271	1:35.319	1:35.130	1:35.329	1:35.264	1:35.395
17	Troy HERFOSS (QLD)	1:39.727	<b>1:33.081</b>	1:33.404	1:33.986	1:34.137	1:34.055	1:34.090	1:34.859	1:34.086	1:33.673	<b>1:33.081</b>	1:34.492
21	Josh WATERS (VIC)	1:39.021	<b>1:33.423</b>	1:34.025	1:34.115	1:34.206	1:33.974	1:33.894	1:34.783	1:33.768	1:33.744	1:33.769	1:34.093
24	Matthew TOOLEY (VIC)	1:47.243	1:38.255	1:38.222	1:38.130	<b>1:38.020</b>	1:38.108	1:38.535	1:38.839	1:38.850	1:38.762	1:39.003	1:39.116
25	Daniel FALZON (SA)	1:40.342	1:33.674	1:34.362	1:33.863	1:33.461	<b>1:33.144</b>	1:34.008	1:34.795	1:33.973	1:33.977	1:33.492	1:34.129
28	Aiden WAGNER (QLD)	1:41.078	<b>1:33.299</b>	1:36.767	1:34.050	1:33.966	1:34.084	1:34.180	1:34.641	1:34.857	1:34.763	1:35.301	1:35.325
33	Sloan FROST (NZ)	1:44.453	1:36.209	1:36.339	1:36.729	1:36.142	1:35.893	1:35.717	1:35.899	<b>1:35.329</b>	1:36.555	1:35.938	1:35.965
34	Linden MAGEE (QLD)	1:43.843	1:35.621	1:35.543	<b>1:35.450</b>	1:36.372	1:36.449	1:36.449	1:36.176	1:35.926	1:36.531	1:35.965	1:36.629
37	Michael EDWARDS (QLD)	1:48.517	<b>1:39.728</b>	1:40.860	2:16.197	1:42.555	1:42.145	2:13.791	1:41.282	1:40.808	1:41.263	1:40.883	
38	Hamish McMURRAY (NSW)	1:50.241	1:42.703	1:42.643	1:43.377	1:42.944	1:43.250	<b>1:42.365</b>	1:42.759	1:43.495	1:42.822	1:44.230	
41	Max CROKER (NSW)	1:42.721	<b>1:35.507</b>	1:35.716	1:36.074	1:36.235	1:36.873	1:37.000	1:36.635	1:35.985	1:35.994	1:36.097	1:35.764
47	Wayne MAXWELL (VIC)	1:38.669	<b>1:32.677</b>	1:32.976	1:33.038	1:33.336	1:32.959	1:32.961	1:33.056	1:33.102	1:33.180	1:33.404	1:33.138
61	Arthur SISIS (SA)	1:41.005	<b>1:33.954</b>	1:34.005	1:34.201	1:35.426	1:34.752	1:35.248	1:35.120	1:35.040	1:35.286	1:35.352	1:35.382
62	Brendan McIntYRE (NSW)	1:46.083	1:37.654	1:37.894	1:37.554	1:37.627	<b>1:36.787</b>	1:37.191	1:37.728	1:37.483	1:37.857	1:37.391	1:37.542
63	Dominic DE LEON (NSW)	1:46.760	1:39.327	1:39.742	1:39.207	1:39.009	1:39.048	1:38.921	1:38.854	1:38.994	1:39.050	1:38.996	<b>1:38.825</b>
65	Cru HALLIDAY (NSW)	1:39.161	1:33.300	1:32.788	<b>1:32.784</b>	1:33.043	1:32.942	1:33.008	1:32.874	1:33.161	1:33.207	1:33.449	1:33.957
67	Bryan STARING (WA)	1:39.746	<b>1:33.418</b>	1:33.610	1:33.506	1:34.006	1:34.062	1:34.174	1:34.556	1:33.994	1:33.670	1:33.735	1:34.152
68	Glenn SCOTT (NSW)	1:44.020	1:36.589	1:36.385	1:36.119	1:35.911	1:35.976	1:35.609	1:35.756	1:35.637	1:36.738	<b>1:35.577</b>	1:36.033
77	Adam SENIOR (WA)	1:48.349	1:40.538	1:40.524	1:40.361	1:39.861	1:40.096	1:40.320	1:40.042	1:40.397	1:39.789	1:40.075	<b>1:39.445</b>
78	Nathan SPITERI (VIC)	1:47.420	1:39.109	1:39.203	1:39.999	1:39.491	1:39.102	<b>1:38.376</b>	1:38.885	1:38.871	1:39.033	1:39.092	1:38.649
86	Beau BEATON (NSW)	1:42.317	<b>1:35.617</b>	1:36.463	1:35.929	1:35.935	1:36.613	1:37.677	1:36.860	1:37.424	1:37.169	1:38.054	1:38.637
88	Giuseppe SCARCELLA (NSW)	1:45.582	1:38.106	1:38.162	<b>1:37.968</b>	1:38.226	1:38.219	1:38.332	1:38.495	1:38.792	1:38.876	1:38.855	1:38.712
98	Evan BYLES (SA)	1:48.594	1:40.252	<b>1:38.453</b>	1:38.635	1:38.901	1:38.903	1:39.158	1:39.044	1:38.911	1:39.237	1:38.851	1:38.740
217	Dean HASLER (NSW)	1:47.272	1:38.961	1:39.227	1:39.800	1:39.322	1:39.080	1:38.777	1:38.963	1:38.797	<b>1:38.378</b>	1:38.953	1:38.950

\*\*\* Rider 28 (Aiden WAGNER (QLD)) - 10 second penalty imposed by Clerk of Course for jumped start \*\*\*

The results are provisional until the end of the time limit for protests and appeals.


Chief Timekeeper - Scott Laing

Clerk of Course - Tom Williams



COMPUTIME RACE TIMING SYSTEMS PTY LTD  
www.computime.com.au

E-mail: scott@computime.com.au / Ph: 0418 17 13 17





# ASBK RESULTS

## AUSTRALIAN SUPERBIKE CHAMPIONSHIP

### Race 2

Started at: 16:30:38  
Laps: 12  
Starters: 28  
Printed at: 17:22

Date: 29/02/20  
Event: R07  
Weather: Party cloudy - Temp: 19.C  
Track: Dry - Temp: 36.2C

### PROVISIONAL SPLIT TIMES

Lap	Split 1	Split 2	Split 3	Split 4	Lap Time	Spd	Lap	Split 1	Split 2	Split 3	Split 4	Lap Time	Spd
<b>1 Mike JONES (QLD) (3rd)</b>							8	22.599	27.618	18.067	26.486	1:34.770	297
1	28.542	27.160	<b>17.760</b>	26.080	1:39.542	223	9	22.595	27.607	18.094	26.533	1:34.829	296
2	22.366	27.587	17.812	<b>25.867</b>	1:33.632	301	10	22.544	27.532	18.142	<b>26.280</b>	1:34.498	295
3	<b>22.289</b>	27.050	17.793	26.138	<b>1:33.270</b>	300	11	22.775	27.659	18.062	26.618	1:35.114	293
4	22.478	27.192	17.842	26.244	1:33.756	295	12	22.855	27.629	18.162	26.818	1:35.464	292
5	22.905	27.242	17.865	26.420	1:34.432	280	<b>14 Glenn ALLERTON (NSW) (9th)</b>						
6	22.688	27.127	17.959	26.186	1:33.960	299	1	28.840	<b>27.299</b>	<b>17.825</b>	<b>26.042</b>	1:40.006	219
7	22.588	27.111	17.837	26.303	1:33.839	291	2	22.504	27.357	17.938	26.102	<b>1:33.901</b>	304
8	22.432	27.818	18.075	26.233	1:34.558	295	3	22.558	27.450	18.493	26.380	1:34.881	303
9	22.503	27.419	17.938	26.290	1:34.150	295	4	<b>22.490</b>	27.351	18.048	26.364	1:34.253	306
10	22.343	<b>26.951</b>	17.873	26.241	1:33.408	297	5	22.555	27.361	18.217	26.588	1:34.721	303
11	22.493	27.008	17.887	26.155	1:33.543	293	6	22.623	27.504	18.302	26.692	1:35.121	298
12	22.763	27.216	17.823	26.691	1:34.493	295	7	22.863	27.617	18.155	26.636	1:35.271	297
<b>4 Josh HAYES (USA) (DNF)</b>							8	22.740	27.677	18.303	26.599	1:35.319	302
1	<b>29.094</b>	<b>27.945</b>	<b>18.173</b>	<b>26.731</b>	<b>1:41.943</b>	224	9	22.774	27.458	18.208	26.690	1:35.130	300
<b>12 Matt WALTERS (NSW) (8th)</b>							10	22.767	27.568	18.276	26.718	1:35.329	298
1	29.291	27.537	17.856	<b>25.906</b>	1:40.590	221	11	22.826	27.573	18.210	26.655	1:35.264	295
2	22.360	27.262	18.110	26.079	1:33.811	310	12	22.706	27.622	18.237	26.830	1:35.395	298
3	22.530	27.280	18.077	26.206	1:34.093	308	<b>17 Troy HERFOSS (QLD) (5th)</b>						
4	22.256	<b>27.213</b>	<b>17.763</b>	26.227	<b>1:33.459</b>	303	1	28.356	27.141	17.785	26.445	1:39.727	219
5	22.404	27.223	17.836	26.121	1:33.584	301	2	22.441	<b>26.998</b>	17.714	<b>25.928</b>	<b>1:33.081</b>	298
6	<b>22.243</b>	27.598	17.898	26.011	1:33.750	302	3	22.210	27.169	17.792	26.233	1:33.404	296
7	22.367	27.343	17.932	26.120	1:33.762	306	4	22.290	27.346	17.974	26.376	1:33.986	290
8	22.487	27.681	18.276	26.391	1:34.835	310	5	22.693	27.274	17.909	26.261	1:34.137	278
9	22.387	27.417	17.896	26.417	1:34.117	305	6	22.580	27.215	18.062	26.198	1:34.055	293
10	22.418	27.363	18.005	26.418	1:34.204	306	7	22.516	27.049	18.039	26.486	1:34.090	293
11	22.503	27.513	18.076	26.525	1:34.617	298	8	22.589	27.841	18.219	26.210	1:34.859	289
12	22.760	27.906	18.136	26.661	1:35.463	296	9	22.361	27.615	17.873	26.237	1:34.086	298
<b>13 Jed METCHER (VIC) (10th)</b>							10	22.532	27.280	17.848	26.013	1:33.673	298
1	29.199	28.162	18.108	26.435	1:41.904	228	11	<b>22.154</b>	27.220	<b>17.656</b>	26.051	<b>1:33.081</b>	303
2	<b>22.449</b>	<b>27.375</b>	<b>17.996</b>	26.430	<b>1:34.250</b>	301	12	22.763	27.227	17.768	26.734	1:34.492	297
3	22.625	27.509	18.168	26.741	1:35.043	296	<b>21 Josh WATERS (VIC) (6th)</b>						
4	22.548	27.488	18.076	26.430	1:34.542	301	1	28.034	<b>27.082</b>	17.884	26.021	1:39.021	216
5	22.537	27.614	18.128	26.470	1:34.749	297	2	<b>22.147</b>	27.091	17.841	26.344	<b>1:33.423</b>	297
6	22.635	27.527	18.223	26.440	1:34.825	294	3	22.360	27.249	17.870	26.546	1:34.025	290
7	22.682	27.425	18.136	26.410	1:34.653	295	4	22.638	27.551	17.915	<b>26.011</b>	1:34.115	295

*Scott Laing*  
Chief Timekeeper - Scott Laing

*Tom Williams*  
Clerk of Course - Tom Williams



COMPUTIME RACE TIMING SYSTEMS PTY LTD  
[www.computime.com.au](http://www.computime.com.au)

E-mail: [scott@computime.com.au](mailto:scott@computime.com.au) / Ph: 0418 17 13 17





# ASBK RESULTS

## AUSTRALIAN SUPERBIKE CHAMPIONSHIP

Date: 29/02/20  
 Event: R07  
 Weather: Party cloudy - Temp: 19.C  
 Track: Dry - Temp: 36.2C

### Race 2

Started at: 16:30:38  
 Laps: 12  
 Starters: 28  
 Printed at: 17:22

### PROVISIONAL SPLIT TIMES

Lap	Split 1	Split 2	Split 3	Split 4	Lap Time	Spd	Lap	Split 1	Split 2	Split 3	Split 4	Lap Time	Spd
5	22.643	27.514	17.862	26.187	1:34.206	298	2	<b>22.103</b>	27.304	<b>17.597</b>	26.295	<b>1:33.299</b>	306
6	22.405	27.482	17.829	26.258	1:33.974	300	3	22.415	29.890	17.843	26.619	1:36.767	297
7	22.568	27.351	17.849	26.126	1:33.894	298	4	22.263	27.276	17.953	26.558	1:34.050	297
8	22.627	27.594	18.213	26.349	1:34.783	296	5	22.391	27.434	17.811	26.330	1:33.966	294
9	22.438	27.286	17.847	26.197	1:33.768	298	6	22.258	27.629	17.900	26.297	1:34.084	298
10	22.689	27.207	<b>17.806</b>	26.042	1:33.744	300	7	22.345	<b>27.202</b>	17.956	26.677	1:34.180	299
11	22.506	27.284	17.840	26.139	1:33.769	298	8	22.459	27.428	18.015	26.739	1:34.641	293
12	22.633	27.325	17.837	26.298	1:34.093	298	9	22.601	27.535	18.008	26.713	1:34.857	291
							10	22.537	27.487	18.036	26.703	1:34.763	290
							11	22.690	27.638	18.055	26.918	1:35.301	292
<b>24 Matthew TOOLEY (VIC) (20th)</b>							12	22.721	27.640	18.144	26.820	1:35.325	290
1	31.565	29.086	18.804	27.788	1:47.243	221							
2	23.458	28.636	18.725	27.436	1:38.255	280							
3	23.427	28.520	18.790	27.485	1:38.222	275							
4	23.548	28.546	18.706	<b>27.330</b>	1:38.130	272	<b>33 Sloan FROST (NZ) (16th)</b>						
5	<b>23.292</b>	28.583	<b>18.627</b>	27.518	<b>1:38.020</b>	273	1	30.389	28.478	18.559	27.027	1:44.453	225
6	23.454	<b>28.381</b>	18.811	27.462	1:38.108	270	2	23.092	27.937	18.343	26.837	1:36.209	298
7	23.465	28.692	18.761	27.617	1:38.535	274	3	23.080	27.903	18.411	26.945	1:36.339	296
8	23.634	28.784	18.729	27.692	1:38.839	272	4	23.189	28.023	18.358	27.159	1:36.729	292
9	23.607	28.796	18.795	27.652	1:38.850	273	5	22.900	27.844	18.351	27.047	1:36.142	293
10	23.705	28.789	18.688	27.580	1:38.762	271	6	22.825	27.705	18.453	26.910	1:35.893	291
11	23.806	28.753	18.697	27.747	1:39.003	271	7	22.793	27.721	18.394	<b>26.809</b>	1:35.717	293
12	23.816	28.613	18.823	27.864	1:39.116	270	8	22.916	27.821	18.332	26.830	1:35.899	293
							9	<b>22.635</b>	<b>27.633</b>	<b>18.198</b>	26.863	<b>1:35.329</b>	293
							10	23.186	27.959	18.256	27.154	1:36.555	283
							11	22.900	27.813	18.297	26.928	1:35.938	293
<b>25 Daniel FALZON (SA) (7th)</b>							12	22.823	27.909	18.201	27.032	1:35.965	293
1	28.899	27.615	17.851	25.977	1:40.342	223							
2	22.421	27.353	17.868	26.032	1:33.674	306							
3	22.572	27.526	18.047	26.217	1:34.362	307							
4	22.570	27.394	17.803	26.096	1:33.863	295							
5	22.339	27.227	17.836	26.059	1:33.461	301	<b>34 Linden MAGEE (QLD) (15th)</b>						
6	22.325	27.214	<b>17.765</b>	<b>25.840</b>	<b>1:33.144</b>	305	1	30.205	28.419	18.428	26.791	1:43.843	230
7	22.593	27.426	17.877	26.112	1:34.008	306	2	22.762	27.840	18.422	26.597	1:35.621	293
8	22.539	27.562	18.428	26.266	1:34.795	305	3	<b>22.664</b>	<b>27.781</b>	18.397	26.701	1:35.543	292
9	22.424	27.414	17.914	26.221	1:33.973	304	4	22.806	27.812	18.285	<b>26.547</b>	<b>1:35.450</b>	292
10	22.513	27.354	17.950	26.160	1:33.977	305	5	23.009	27.849	<b>18.265</b>	27.249	1:36.372	294
11	<b>22.308</b>	<b>27.189</b>	17.812	26.183	1:33.492	298	6	23.026	27.819	18.613	26.991	1:36.449	290
12	22.508	27.351	17.856	26.414	1:34.129	299	7	22.982	28.091	18.496	26.880	1:36.449	295
							8	22.801	28.213	18.393	26.769	1:36.176	286
							9	22.779	27.788	18.516	26.843	1:35.926	284
							10	23.133	27.990	18.463	26.945	1:36.531	283
<b>28 Aiden WAGNER (QLD) (12th)</b>							11	22.823	27.910	18.359	26.873	1:35.965	283
1	29.489	27.776	17.810	<b>26.003</b>	1:41.078	227	12	23.115	28.150	18.332	27.032	1:36.629	286


*Scott Laing*  
 Chief Timekeeper - Scott Laing

*Tom Williams*  
 Clerk of Course - Tom Williams



COMPUTIME RACE TIMING SYSTEMS PTY LTD  
[www.computime.com.au](http://www.computime.com.au)

E-mail: [scott@computime.com.au](mailto:scott@computime.com.au) / Ph: 0418 17 13 17





ASBK RESULTS AUSTRALIAN SUPERBIKE CHAMPIONSHIP

Race 2

Started at: 16:30:38 Laps: 12 Starters: 28 Printed at: 17:22

Date: 29/02/20 Event: R07 Weather: Party cloudy - Temp: 19.C Track: Dry - Temp: 36.2C

PROVISIONAL SPLIT TIMES

Table with columns: Lap, Split 1, Split 2, Split 3, Split 4, Lap Time, Spd, Lap, Split 1, Split 2, Split 3, Split 4, Lap Time, Spd. Rows include riders like Michael EDWARDS, Wayne MAXWELL, Hamish McMURRAY, Arthur SISSIS, Max CROKER, and Brendan McINTYRE.

Signature of Scott Laing

Chief Timekeeper - Scott Laing


Signature of Tom Williams

Clerk of Course - Tom Williams



COMPUTIME RACE TIMING SYSTEMS PTY LTD www.computime.com.au

E-mail: scott@computime.com.au / Ph: 0418 17 13 17





# ASBK RESULTS

## AUSTRALIAN SUPERBIKE CHAMPIONSHIP

### Race 2

Started at: **16:30:38**  
Laps: **12**  
Starters: **28**  
Printed at: **17:22**

Date: **29/02/20**  
Event: **R07**  
Weather: **Party cloudy - Temp: 19.C**  
Track: **Dry - Temp: 36.2C**

### PROVISIONAL SPLIT TIMES

Lap	Split 1	Split 2	Split 3	Split 4	Lap Time	Spd	Lap	Split 1	Split 2	Split 3	Split 4	Lap Time	Spd
11	23.410	28.030	18.756	27.195	1:37.391	276	8	22.468	27.911	17.993	26.184	1:34.556	296
12	23.332	28.122	18.810	27.278	1:37.542	277	9	22.537	27.119	17.964	26.374	1:33.994	299
							10	22.671	<b>27.044</b>	17.798	26.157	1:33.670	290
<b>63 Dominic DE LEON (NSW) (22th)</b>							11	22.393	27.211	17.945	26.186	1:33.735	299
1	30.812	29.208	18.884	27.856	1:46.760	226	12	22.639	27.230	17.782	26.501	1:34.152	300
2	23.711	29.171	18.819	27.626	1:39.327	278							
3	24.131	29.328	18.871	<b>27.412</b>	1:39.742	271	<b>68 Glenn SCOTT (NSW) (13th)</b>						
4	23.841	28.831	18.991	27.544	1:39.207	287	1	30.115	28.388	18.533	26.984	1:44.020	244
5	23.756	28.699	18.951	27.603	1:39.009	280	2	23.283	28.036	18.454	26.816	1:36.589	288
6	<b>23.665</b>	28.832	18.800	27.751	1:39.048	278	3	22.954	27.966	18.523	26.942	1:36.385	303
7	23.774	28.710	18.831	27.606	1:38.921	281	4	23.054	28.014	18.298	26.753	1:36.119	300
8	23.765	28.627	18.848	27.614	1:38.854	277	5	22.841	27.991	18.302	26.777	1:35.911	298
9	23.772	28.714	18.852	27.656	1:38.994	277	6	22.956	27.961	18.240	26.819	1:35.976	299
10	23.840	28.773	18.910	27.527	1:39.050	276	7	<b>22.795</b>	27.854	18.332	26.628	1:35.609	301
11	23.865	<b>28.597</b>	18.810	27.724	1:38.996	274	8	22.829	28.069	<b>18.064</b>	26.794	1:35.756	301
12	23.803	28.730	<b>18.798</b>	27.494	<b>1:38.825</b>	273	9	22.874	27.815	18.187	26.761	1:35.637	298
							10	23.495	28.200	18.225	26.818	1:36.738	299
<b>65 Cru HALLIDAY (NSW) (2nd)</b>							11	22.917	<b>27.786</b>	18.268	<b>26.606</b>	<b>1:35.577</b>	290
1	28.231	27.092	17.818	26.020	1:39.161	215	12	22.986	27.923	18.208	26.916	1:36.033	296
2	22.234	26.997	17.901	26.168	1:33.300	303							
3	22.122	26.910	17.717	26.039	1:32.788	294	<b>77 Adam SENIOR (WA) (25th)</b>						
4	<b>22.099</b>	27.021	<b>17.667</b>	25.997	<b>1:32.784</b>	294	1	32.220	29.343	19.176	<b>27.610</b>	1:48.349	222
5	22.269	26.934	17.798	26.042	1:33.043	293	2	24.388	29.397	18.983	27.770	1:40.538	278
6	22.117	26.980	17.789	26.056	1:32.942	295	3	24.215	29.074	19.212	28.023	1:40.524	269
7	22.156	26.955	17.757	26.140	1:33.008	296	4	24.192	28.997	19.111	28.061	1:40.361	267
8	22.236	<b>26.908</b>	17.762	<b>25.968</b>	1:32.874	297	5	24.095	28.903	18.948	27.915	1:39.861	271
9	22.150	27.014	17.814	26.183	1:33.161	298	6	24.074	28.960	19.144	27.918	1:40.096	271
10	22.180	27.044	17.833	26.150	1:33.207	296	7	24.174	29.023	19.096	28.027	1:40.320	271
11	22.404	27.044	17.785	26.216	1:33.449	297	8	24.206	29.121	19.060	27.655	1:40.042	271
12	22.103	26.978	18.409	26.467	1:33.957	297	9	24.023	29.224	19.224	27.926	1:40.397	270
							10	24.101	28.949	19.055	27.684	1:39.789	269
<b>67 Bryan STARING (WA) (4th)</b>							11	24.081	29.015	19.120	27.859	1:40.075	269
1	28.693	27.234	17.779	26.040	1:39.746	223	12	<b>23.988</b>	<b>28.821</b>	<b>18.906</b>	27.730	<b>1:39.445</b>	268
2	<b>22.334</b>	27.301	<b>17.754</b>	<b>26.029</b>	<b>1:33.418</b>	301	<b>78 Nathan SPITERI (VIC) (23th)</b>						
3	22.490	27.114	17.763	26.243	1:33.610	300	1	31.460	29.516	19.112	<b>27.332</b>	1:47.420	229
4	22.427	27.244	17.798	26.037	1:33.506	301	2	23.975	28.682	18.915	27.537	1:39.109	271
5	22.480	27.231	17.961	26.334	1:34.006	291	3	23.915	28.825	18.811	27.652	1:39.203	282
6	22.428	27.284	18.054	26.296	1:34.062	290	4	24.280	29.004	18.873	27.842	1:39.999	284
7	22.684	27.442	17.791	26.257	1:34.174	289							

Chief Timekeeper - Scott Laing

Clerk of Course - Tom Williams



**COMPUTIME RACE TIMING SYSTEMS PTY LTD**  
**www.computime.com.au**

E-mail: [scott@computime.com.au](mailto:scott@computime.com.au) / Ph: 0418 17 13 17





# ASBK RESULTS

## AUSTRALIAN SUPERBIKE CHAMPIONSHIP

### Race 2

Date: 29/02/20  
 Event: R07  
 Weather: Party cloudy - Temp: 19.C  
 Track: Dry - Temp: 36.2C

Started at: 16:30:38  
 Laps: 12  
 Starters: 28  
 Printed at: 17:22

### PROVISIONAL SPLIT TIMES

Lap	Split 1	Split 2	Split 3	Split 4	Lap Time	Spd	Lap	Split 1	Split 2	Split 3	Split 4	Lap Time	Spd
5	23.797	29.073	19.115	27.506	1:39.491	283	10	23.823	28.485	18.938	27.630	1:38.876	283
6	23.786	28.911	18.963	27.442	1:39.102	284	11	23.738	28.724	18.963	27.430	1:38.855	283
7	<b>23.627</b>	<b>28.485</b>	18.824	27.440	<b>1:38.376</b>	284	12	23.607	29.150	<b>18.755</b>	27.200	1:38.712	283
8	23.707	28.720	<b>18.632</b>	27.826	1:38.885	283	<b>98 Evan BYLES (SA) (24th)</b>						
9	23.727	28.785	18.725	27.634	1:38.871	283	1	32.192	29.671	19.158	27.573	1:48.594	223
10	24.073	28.536	19.041	27.383	1:39.033	282	2	24.243	29.464	19.096	27.449	1:40.252	276
11	23.917	28.935	18.878	27.362	1:39.092	274	3	23.971	<b>28.366</b>	<b>18.836</b>	<b>27.280</b>	<b>1:38.453</b>	285
12	23.797	28.603	18.712	27.537	1:38.649	278	4	23.792	28.430	18.944	27.469	1:38.635	283
<b>86 Beau BEATON (NSW) (17th)</b>							5	23.823	28.562	19.101	27.415	1:38.901	284
1	29.317	28.324	<b>18.157</b>	<b>26.519</b>	1:42.317	224	6	<b>23.760</b>	28.689	19.076	27.378	1:38.903	282
2	<b>22.728</b>	<b>27.599</b>	18.535	26.755	<b>1:35.617</b>	303	7	23.841	28.561	19.076	27.680	1:39.158	273
3	23.015	28.152	18.504	26.792	1:36.463	293	8	23.836	28.798	18.959	27.451	1:39.044	281
4	22.838	27.847	18.468	26.776	1:35.929	295	9	23.857	28.519	19.045	27.490	1:38.911	282
5	23.008	27.782	18.432	26.713	1:35.935	295	10	23.932	28.662	19.024	27.619	1:39.237	283
6	23.166	27.917	18.647	26.883	1:36.613	289	11	23.894	28.703	18.938	27.316	1:38.851	281
7	23.261	28.097	19.279	27.040	1:37.677	291	12	23.837	28.532	18.982	27.389	1:38.740	281
8	23.136	28.232	18.585	26.907	1:36.860	292	<b>217 Dean HASLER (NSW) (21th)</b>						
9	23.227	28.326	18.725	27.146	1:37.424	290	1	31.233	29.178	18.875	27.986	1:47.272	224
10	23.274	27.988	18.686	27.221	1:37.169	290	2	23.813	28.804	18.736	27.608	1:38.961	282
11	23.459	28.465	18.859	27.271	1:38.054	287	3	23.777	28.913	18.872	27.665	1:39.227	284
12	23.594	28.606	18.975	27.462	1:38.637	285	4	24.022	29.277	18.966	27.535	1:39.800	278
<b>88 Giuseppe SCARCELLA (NSW) (19th)</b>							5	23.906	28.654	19.142	27.620	1:39.322	271
1	30.879	28.838	18.893	<b>26.972</b>	1:45.582	229	6	23.780	28.790	18.856	27.654	1:39.080	278
2	<b>23.467</b>	28.537	18.906	27.196	1:38.106	292	7	23.786	28.453	18.972	27.566	1:38.777	281
3	<b>23.467</b>	28.787	18.845	27.063	1:38.162	291	8	23.688	28.634	18.852	27.789	1:38.963	283
4	23.576	<b>28.365</b>	18.884	27.143	<b>1:37.968</b>	276	9	<b>23.643</b>	28.829	18.794	<b>27.531</b>	1:38.797	277
5	23.543	28.570	18.861	27.252	1:38.226	287	10	23.715	<b>28.400</b>	<b>18.643</b>	27.620	<b>1:38.378</b>	275
6	23.508	28.497	18.865	27.349	1:38.219	286	11	23.662	28.719	18.757	27.815	1:38.953	279
7	23.622	28.509	18.864	27.337	1:38.332	287	12	23.824	28.623	18.759	27.744	1:38.950	277
8	23.555	28.556	18.913	27.471	1:38.495	285							
9	23.717	28.803	18.827	27.445	1:38.792	285							

\*\*\* Rider 28 (Aiden WAGNER (QLD)) - 10 second penalty imposed by Clerk of Course for jumped start \*\*\*

The results are provisional until the end of the time limit for protests and appeals.

*Scott Laing*  
 Chief Timekeeper - Scott Laing

*Tom Williams*  
 Clerk of Course - Tom Williams



**COMPUTIME RACE TIMING SYSTEMS PTY LTD**  
**www.computime.com.au**

E-mail: scott@computime.com.au / Ph: 0418 17 13 17







**ASBK RESULTS**  
**AUSTRALIAN SUPERBIKE CHAMPIONSHIP**  
**Race 2**

Date: 29/02/20  
 Event: R07  
 Weather: Partly cloudy - Temp: 19.C  
 Track: Dry - Temp: 36.2C

Started at: 16:30:38  
 Laps: 12  
 Starters: 28  
 Printed at: 17:22

**PROVISIONAL FASTEST LAPS SEQUENCE**

Lap	Race Pos	No	Name	Machine	Fastest Lap	On Lap
1	1	47	Wayne MAXWELL (VIC)	Ducati V4R	1:38.669	1
2	1	47	Wayne MAXWELL (VIC)	Ducati V4R	1:32.677	2

\*\*\* Rider 28 (Aiden WAGNER (QLD)) - 10 second penalty imposed by Clerk of Course for jumped start \*\*\*

The results are provisional until the end of the time limit for protests and appeals.

*Scott Laing*  
 Chief Timekeeper - Scott Laing

*Tom Williams*  
 Clerk of Course - Tom Williams



**COMPUTIME RACE TIMING SYSTEMS PTY LTD**  
**www.computime.com.au**

E-mail: [scott@computime.com.au](mailto:scott@computime.com.au) / Ph: 0418 17 13 17





ASBK RESULTS AUSTRALIAN SUPERBIKE CHAMPIONSHIP Race 2

Date: 29/02/20 Event: R07 Weather: Party cloudy - Temp: 19.C Track: Dry - Temp: 36.2C

Started at: 16:30:38 Laps: 12 Starters: 28 Printed at: 17:22

PROVISIONAL LAP SHEET

Table with 13 columns: No, Lap Time, Gap, No, Lap Time, Gap, No, Lap Time, Gap, No, Lap Time, Gap, No, Lap Time, Gap. It contains lap data for 12 laps, with some laps having multiple rows of rider data.

Chief Timekeeper - Scott Laing

Clerk of Course - Tom Williams



COMPUTIME RACE TIMING SYSTEMS PTY LTD www.computime.com.au

E-mail: scott@computime.com.au / Ph: 0418 17 13 17





# ASBK RESULTS

## AUSTRALIAN SUPERBIKE CHAMPIONSHIP

### Race 2

Date: 29/02/20  
 Event: R07  
 Weather: Party cloudy - Temp: 19.C  
 Track: Dry - Temp: 36.2C

Started at: 16:30:38  
 Laps: 12  
 Starters: 28  
 Printed at: 17:22

### PROVISIONAL LAP SHEET


No	Lap Time	Gap	No	Lap Time	Gap	No	Lap Time	Gap	No	Lap Time	Gap	No	Lap Time	Gap																																																																																																																																																																																																																																																																																																																																																																																																																																																																																																																																																						
41	1:37.000	23.510	78	1:38.885	51.913	67	1:33.670	8.788	68	1:35.577	34.959	217	1:38.950	1:13.984	86	1:37.677	23.935	98	1:39.044	52.268	21	1:33.744	8.999	34	1:35.965	34.967	63	1:38.825	1:14.237	68	1:35.609	23.993	77	1:40.042	1:00.419	17	1:33.673	9.144	41	1:36.097	35.479	78	1:38.649	1:14.734	33	1:35.717	24.866	38	1:42.759	1:20.610	25	1:33.977	9.645	33	1:35.938	35.845	98	1:38.740	1:15.183	62	1:37.191	34.174	<b>Lap 9</b>			12	1:34.204	10.251	86	1:38.054	40.700	77	1:39.445	1:27.301	88	1:38.332	37.979	47	1:33.102		28	1:34.763	15.731	62	1:37.391	51.891	24	1:38.535	39.897	65	1:33.161	.287	14	1:35.329	17.978	37	1:41.263	1 lap	63	1:38.921	45.398	67	1:33.994	8.298	61	1:35.286	18.083	88	1:38.855	1:00.255	217	1:38.777	45.823	1	1:34.150	8.365	13	1:34.498	18.109	24	1:39.003	1:02.609	78	1:38.376	46.084	21	1:33.768	8.435	34	1:36.531	32.406	217	1:38.953	1:08.172	98	1:39.158	46.280	17	1:34.086	8.651	68	1:36.738	32.786	63	1:38.996	1:08.550	77	1:40.320	53.433	25	1:33.973	8.848	41	1:35.994	32.786	78	1:39.092	1:09.223	38	1:42.365	1:10.907	12	1:34.117	9.227	33	1:36.555	33.311	98	1:38.851	1:09.581				86	1:37.169	36.050	77	1:40.075	1:20.994				28	1:34.857	14.148	62	1:37.857	47.904				14	1:35.130	15.829	37	1:40.808	1 lap	<b>Lap 12</b>			47	1:33.138					61	1:35.040	15.977	88	1:38.876	54.804	47	1:33.957	1.178	1	1:34.558	7.317	13	1:34.829	16.791	24	1:38.762	57.010	65	1:33.957	1.178	67	1:34.556	7.406	34	1:35.926	29.055	217	1:38.378	1:02.623	1	1:34.493	10.087	17	1:34.859	7.667	68	1:35.637	29.228	63	1:39.050	1:02.958	67	1:34.152	10.133	21	1:34.783	7.769	33	1:35.329	29.936	78	1:39.033	1:03.535	17	1:34.492	10.175	25	1:34.795	7.977	41	1:35.985	29.972	98	1:39.237	1:04.134	21	1:34.093	10.319	12	1:34.835	8.212	86	1:37.424	32.061	77	1:39.789	1:14.323	25	1:34.129	10.724	28	1:34.641	12.393	37	1:41.282	1 lap	12	1:35.463	13.789	12	1:34.641	12.393	37	1:41.282	1 lap	38	1:44.230	1 lap	14	1:35.319	13.801	62	1:37.483	43.227	28	1:35.325	19.815	14	1:35.319	13.801	62	1:37.483	43.227	14	1:35.395	22.095	61	1:35.120	14.039	88	1:38.792	49.108	13	1:35.382	22.275	13	1:34.770	15.064	24	1:38.850	51.428	68	1:36.033	37.854	34	1:36.176	26.231	63	1:38.994	57.088	41	1:36.635	27.089	217	1:38.797	57.425	61	1:35.382	22.275	68	1:35.756	26.693	78	1:38.871	57.682	68	1:36.033	37.854	33	1:35.899	27.709	98	1:38.911	58.077	41	1:35.764	38.105	86	1:36.860	27.739	77	1:40.397	1:07.714	34	1:36.629	38.458	37	2:13.791	1 lap	38	1:43.495	1:31.003	33	1:35.965	38.672	62	1:37.728	38.846	<b>Lap 11</b>			86	1:38.637	46.199	47	1:33.404		28	1:35.301	17.628	62	1:37.542	56.295	62	1:38.495	43.418	65	1:33.449	.359	13	1:35.114	19.819	37	1:40.883	1 lap	24	1:38.839	45.680	38	1:42.822	1 lap	61	1:35.264	19.838	88	1:38.712	1:05.829	63	1:38.854	51.196	1	1:33.543	8.732	17	1:33.081	8.821	24	1:39.116	1:08.587	217	1:38.963	51.730	17	1:33.081	8.821	67	1:33.735	9.119				67	1:33.735	9.119				21	1:33.769	9.364				21	1:33.769	9.364				25	1:33.492	9.733				25	1:33.492	9.733				12	1:34.617	11.464				12	1:34.617	11.464				28	1:35.301	17.628				28	1:35.301	17.628				13	1:35.114	19.819				13	1:35.114	19.819				14	1:35.264	19.838				14	1:35.264	19.838				61	1:35.352	20.031				61	1:35.352	20.031			

\*\*\* Rider 28 (Aiden WAGNER (QLD)) - 10 second penalty imposed by Clerk of Course for jumped start \*\*\*

The results are provisional until the end of the time limit for protests and appeals.


*Scott Laing*  
 Chief Timekeeper - Scott Laing

*Tom Williams*  
 Clerk of Course - Tom Williams



**COMPUTIME RACE TIMING SYSTEMS PTY LTD**  
[www.computime.com.au](http://www.computime.com.au)

E-mail: [scott@computime.com.au](mailto:scott@computime.com.au) / Ph: 0418 17 13 17





# ASBK RESULTS

## AUSTRALIAN SUPERBIKE CHAMPIONSHIP

### Race 2

Date: 29/02/20  
Event: R07  
Weather: Party cloudy - Temp: 19.C  
Track: Dry - Temp: 36.2C

Started at: 16:30:38  
Laps: 12  
Starters: 28  
Printed at: 17:22

### PROVISIONAL LAP CHART

Name	Grid	1	2	3	4	5	6	7	8	9	10	11	12	Name
W. MAXWELL	47	47	47	47	47	47	47	47	47	47	47	47	47	W. MAXWELL
C. HALLIDAY	65	21	21	65	65	65	65	65	65	65	65	65	65	C. HALLIDAY
J. WATERS	21	65	65	17	17	67	67	1	1	67	1	1	1	M. JONES
G. ALLERTON	14	1	17	1	1	17	17	17	67	1	67	17	67	B. STARING
T. HERFOSS	17	17	67	21	67	1	1	67	17	21	21	67	17	T. HERFOSS
M. JONES	1	67	1	67	21	21	21	21	21	17	17	21	21	J. WATERS
M. WALTERS	12	14	14	25	12	12	25	25	25	25	25	25	25	D. FALZON
B. STARING	67	25	25	12	25	25	12	12	12	12	12	12	12	M. WALTERS
D. FALZON	25	12	28	14	14	14	14	28	28	28	28	28	28	A. WAGNER
J. HAYES	4	61	12	61	61	61	28	14	14	14	14	13	14	G. ALLERTON
J. METCHER	13	28	61	28	28	28	61	61	61	61	61	14	13	J. METCHER
B. BEATON	86	13	13	13	13	13	13	13	13	13	13	61	61	A. SISSIS
A. WAGNER	28	4	86	41	41	41	86	34	34	34	34	68	68	G. SCOTT
A. SISSIS	61	86	41	86	86	86	41	41	68	68	68	34	41	M. CROKER
M. CROKER	41	41	34	34	34	34	34	86	41	33	41	41	34	L. MAGEE
S. FROST	33	34	68	68	68	68	68	68	33	41	33	33	33	S. FROST
L. MAGEE	34	68	33	33	33	33	33	33	86	86	86	86	86	B. BEATON
D. DE LEON	68	33	88	62	62	62	62	62	62	62	62	62	62	B. McINTYRE
N. SPITERI	78	88	62	88	88	88	88	88	88	88	88	88	88	G. SCARCELLA
G. SCARCELLA	88	62	24	24	24	24	24	24	24	24	24	24	24	M. TOOLEY
D. HASLER	217	63	63	217	63	63	63	63	63	63	63	217	217	D. HASLER
M. TOOLEY	24	24	217	78	217	217	217	217	217	217	63	63	63	D. DE LEON
H. McMURRAY	38	217	78	63	78	98	98	78	78	78	78	78	78	N. SPITERI
A. SENIOR	77	78	37	98	98	78	78	98	98	98	98	98	98	E. BYLES
M. EDWARDS	37	77	98	37	77	77	77	77	77	77	77	77	77	A. SENIOR
G. SCOTT	68	37	77	77	38	38	38	38	38	38	38	38	38	
E. BYLES	98	98	38	38	37	37	37	37	37	37	37	37	37	
B. McINTYRE	62	38												

\*\*\* Rider 28 (Aiden WAGNER (QLD)) - 10 second penalty imposed by Clerk of Course for jumped start \*\*\*

The results are provisional until the end of the time limit for protests and appeals.

*Scott Laing*  
Chief Timekeeper - Scott Laing

*Tom Williams*  
Clerk of Course - Tom Williams



COMPUTIME RACE TIMING SYSTEMS PTY LTD  
[www.computime.com.au](http://www.computime.com.au)

E-mail: [scott@computime.com.au](mailto:scott@computime.com.au) / Ph: 0418 17 13 17





# ASBK RESULTS

## AUSTRALIAN SUPERBIKE CHAMPIONSHIP

### Race 2

Date: 29/02/20  
 Event: R07  
 Weather: Party cloudy - Temp: 19.C  
 Track: Dry - Temp: 36.2C


Started at: 16:30:38  
 Laps: 12  
 Starters: 28  
 Printed at: 17:22


### PROVISIONAL BEST PARTIAL TIMES

Pos	Split 1		Split 2		Split 3		Split 4		LAP		Ideal	Fastest
	Name	Time	Name	Time	Name	Time	Name	Time	Name	Time		
1	C. HALLIDAY	22.099	W. MAXWELL	26.853	A. WAGNER	17.597	A. WAGNER	16.003	A. WAGNER	1:22.905	1:33.299	
2	A. WAGNER	22.103	C. HALLIDAY	26.908	T. HERFOSS	17.656	D. FALZON	25.840	W. MAXWELL	1:32.615	1:32.677	
3	J. WATERS	22.147	M. JONES	26.951	C. HALLIDAY	17.667	W. MAXWELL	25.846	C. HALLIDAY	1:32.642	1:32.784	
4	T. HERFOSS	22.154	T. HERFOSS	26.998	W. MAXWELL	17.731	M. JONES	25.867	T. HERFOSS	1:32.736	1:33.081	
5	W. MAXWELL	22.185	B. STARING	27.044	B. STARING	17.754	M. WALTERS	25.906	M. JONES	1:32.867	1:33.270	
6	M. WALTERS	22.243	J. WATERS	27.082	M. JONES	17.760	T. HERFOSS	25.928	J. WATERS	1:33.046	1:33.423	
7	M. JONES	22.289	D. FALZON	27.189	M. WALTERS	17.763	C. HALLIDAY	25.968	D. FALZON	1:33.102	1:33.144	
8	D. FALZON	22.308	A. WAGNER	27.202	D. FALZON	17.765	J. WATERS	26.011	M. WALTERS	1:33.125	1:33.459	
9	B. STARING	22.334	M. WALTERS	27.213	J. WATERS	17.806	B. STARING	26.029	B. STARING	1:33.161	1:33.418	
10	A. SISSIS	22.362	A. SISSIS	27.228	G. ALLERTON	17.825	G. ALLERTON	26.042	A. SISSIS	1:33.603	1:33.954	
11	J. METCHER	22.449	G. ALLERTON	27.299	A. SISSIS	17.937	A. SISSIS	26.076	G. ALLERTON	1:33.656	1:33.901	
12	G. ALLERTON	22.490	J. METCHER	27.375	J. METCHER	17.996	J. METCHER	26.280	J. METCHER	1:34.100	1:34.250	
13	J. HAYES	22.495	M. CROKER	27.458	G. SCOTT	18.064	M. CROKER	26.432	M. CROKER	1:34.989	1:35.507	
14	S. FROST	22.635	B. BEATON	27.599	B. BEATON	18.157	B. BEATON	26.519	B. BEATON	1:35.003	1:35.617	
15	L. MAGEE	22.664	S. FROST	27.633	J. HAYES	18.173	L. MAGEE	26.547	J. HAYES	1:35.107	1:41.943	
16	B. BEATON	22.728	J. HAYES	27.708	S. FROST	18.198	G. SCOTT	26.606	G. SCOTT	1:35.251	1:35.577	
17	M. CROKER	22.789	L. MAGEE	27.781	L. MAGEE	18.265	J. HAYES	26.731	L. MAGEE	1:35.257	1:35.450	
18	G. SCOTT	22.795	G. SCOTT	27.786	M. CROKER	18.310	S. FROST	26.809	S. FROST	1:35.275	1:35.329	
19	M. TOOLEY	23.292	B. McINTYRE	27.956	B. McINTYRE	18.528	B. McINTYRE	26.909	B. McINTYRE	1:36.708	1:36.787	
20	B. McINTYRE	23.315	G. SCARCELL	28.365	M. TOOLEY	18.627	G. SCARCELL	26.972	G. SCARCELL	1:37.559	1:37.968	
21	G. SCARCELL	23.467	E. BYLES	28.366	N. SPITERI	18.632	E. BYLES	27.280	M. TOOLEY	1:37.630	1:38.020	
22	N. SPITERI	23.627	M. TOOLEY	28.381	D. HASLER	18.643	M. TOOLEY	27.330	N. SPITERI	1:38.076	1:38.376	
23	D. HASLER	23.643	D. HASLER	28.400	G. SCARCELL	18.755	N. SPITERI	27.332	D. HASLER	1:38.217	1:38.378	
24	D. DE LEON	23.665	N. SPITERI	28.485	D. DE LEON	18.798	D. DE LEON	27.412	E. BYLES	1:38.242	1:38.453	
25	E. BYLES	23.760	D. DE LEON	28.597	E. BYLES	18.836	D. HASLER	27.531	D. DE LEON	1:38.472	1:38.825	
26	A. SENIOR	23.988	A. SENIOR	28.821	A. SENIOR	18.906	A. SENIOR	27.610	A. SENIOR	1:39.325	1:39.445	
27	M. EDWARDS	24.080	M. EDWARDS	29.048	M. EDWARDS	18.942	M. EDWARDS	27.658	M. EDWARDS	1:39.728	1:39.728	
28	H. McMURRA	24.818	H. McMURRA	29.756	H. McMURRA	19.517	H. McMURRA	28.012	H. McMURRA	1:42.103	1:42.365	

\*\*\* Rider 28 (Aiden WAGNER (QLD)) - 10 second penalty imposed by Clerk of Course for jumped start \*\*\*

The results are provisional until the end of the time limit for protests and appeals.


  
 Chief Timekeeper - Scott Laing

  
 Clerk of Course - Tom Williams



**COMPUTIME RACE TIMING SYSTEMS PTY LTD**  
**www.computime.com.au**

E-mail: [scott@computime.com.au](mailto:scott@computime.com.au) / Ph: 0418 17 13 17





# ASBK RESULTS

## AUSTRALIAN SUPERBIKE CHAMPIONSHIP

### PROVISIONAL PROGRESSIVE ROUND POINTS

#### AUSTRALIAN SUPERBIKE CHAMPIONSHIP - ROUND 1

Pos	No	Name	Machine	Pole	Race 1	Race 2	Total
1	47	Wayne MAXWELL	Ducati V4R	1	25	25	51
2	65	Cru HALLIDAY	Yamaha		20	20	40
3	67	Bryan STARING	Kawasaki		17	17	34
4	21	Josh WATERS	Suzuki		18	15	33
5	17	Troy HERFOSS	Honda		16	16	32
6	25	Daniel FALZON	Yamaha		14	14	28
7	61	Arthur SISSIS	Suzuki		15	10	25
8	13	Jed METCHER	Suzuki		12	11	23
9	28	Aiden WAGNER	Yamaha		13	9	22
10	1	Mike JONES	Ducati			18	18
11	14	Glenn ALLERTON	BMW		5	12	17
12	41	Max CROKER	Suzuki		9	7	16
13	34	Linden MAGEE	BMW		10	6	16
14	12	Matt WALTERS	Kawasaki			13	13
15	33	Sloan FROST	Suzuki		8	5	13
16	68	Glenn SCOTT	Kawasaki		4	8	12
17	86	Beau BEATON	Ducati		7	4	11
18	4	Josh HAYES	Yamaha		11		11
19	62	Brendan McINTYRE	Suzuki		6	3	9
20	88	Giuseppe SCARCELLA	Ducati		3	2	5
21	24	Matthew TOOLEY	Yamaha		1	1	2
22	217	Dean HASLER	BMW		2		2

#### AUSTRALIAN SUPERBIKE CHAMPIONSHIP - ROUND 1

Pos	No	Name	Pole	Race 1	Race 2	Total
1		Suzuki		68	51	119
2		Yamaha		59	44	103
3		Ducati	1	35	49	85
4		Kawasaki		21	38	59
5		BMW		17	18	35
6		Honda		16	16	32

*Scott Laing*  
 Chief Timekeeper - Scott Laing


*Tom Williams*  
 Clerk of Course - Tom Williams



**COMPUTIME RACE TIMING SYSTEMS PTY LTD**  
**www.computime.com.au**

E-mail: [scott@computime.com.au](mailto:scott@computime.com.au) / Ph: 0418 17 13 17





**ASBK RESULTS**  
**AUSTRALIAN SUPERBIKE CHAMPIONSHIP**  
**Race 2**

Date: 29/02/20  
 Event: R07  
 Weather: Party cloudy - Temp: 19.C  
 Track: Dry - Temp: 36.2C

Started at: 16:30:38  
 Laps: 12  
 Starters: 28  
 Printed at: 17:22

**PROVISIONAL RACE INFORMATION**

Time	Description
16:16:06	SIGHTING LAP STARTED
16:17:20	BIKES ON GRID - WARM UP LAP 4:28pm
16:28:04	WARM UP LAP STARTED
16:30:38	Event Start
16:34:25	Rider 4 (Josh HAYES) CRASHED TURN 9 - RIDER UP
16:35:51	Rider 28 (Aiden WAGNER) JUMP START PENALTY - 10 SECONDS
16:49:21	Chequered Flag
16:51:09	Event Finish

\*\*\* Rider 28 (Aiden WAGNER (QLD)) - 10 second penalty imposed by Clerk of Course for jumped start \*\*\*

The results are provisional until the end of the time limit for protests and appeals.

*Scott Laing*

Chief Timekeeper - Scott Laing

*Tom Williams*

Clerk of Course - Tom Williams



**COMPUTIME RACE TIMING SYSTEMS PTY LTD**  
**www.computime.com.au**

E-mail: scott@computime.com.au / Ph: 0418 17 13 17

